
Revision Techniques

Overview

- How can I help as a parent?
- What to look out for
- Revision techniques
- Q&A

Championing your child



You.....

Care the most

Champion their needs

Admire their achievements

Provider

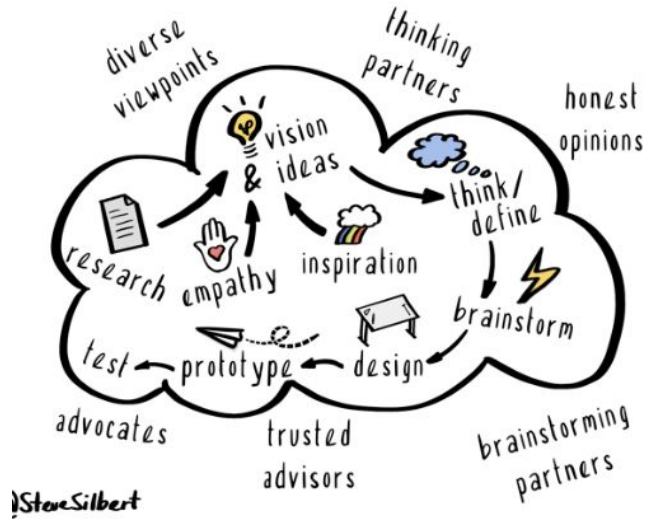


Stationery / workbox of pens, paper, post-its etc.

Dedicated, clear space for revision

Snacks and water

Sounding board and adviser



Timetable

Keeping an eye on progress

Celebrating achievements

Show an interest - quiz/discuss

Healthy Body & Healthy mind

Minimise distractions - Flora App


Sleep hygiene

Relaxation

Eating well

Exercise

Time with friends



Keeping an eye

Perfectionism - could seem good initially but keep a close watch

Illness

Encourage a time out

Listen

Try not to offer immediate solutions - listen, empathise.

When things don't go to plan

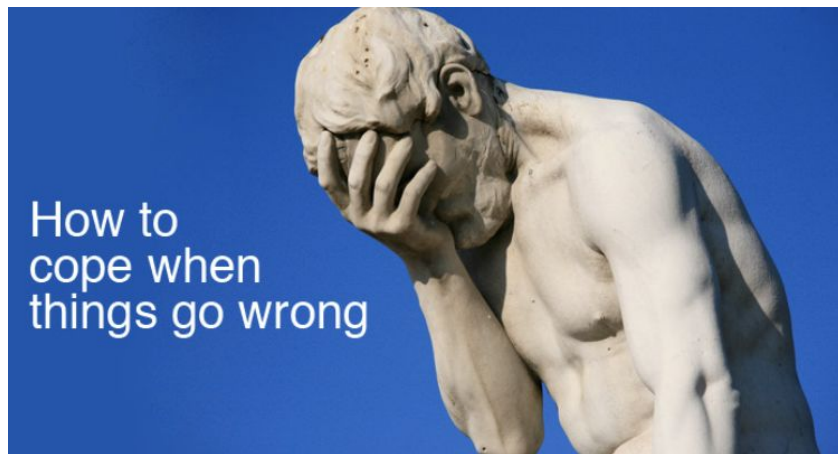
Help to provide perspective

Focus on what they have achieved.

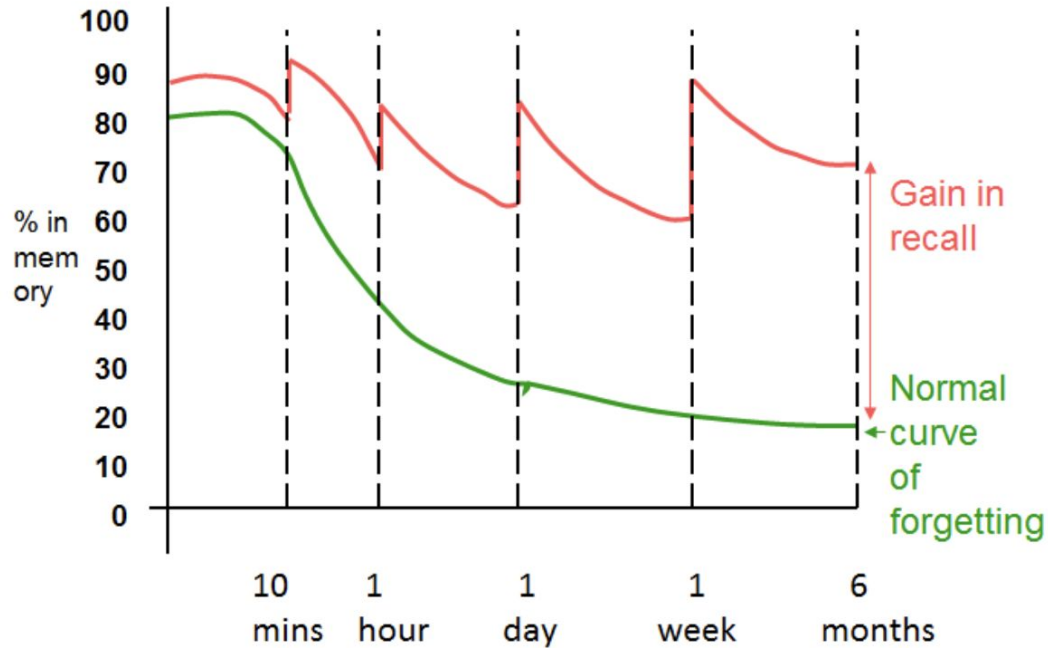
Learning is all about making mistakes (and we all make them too!)

You are proud of their effort

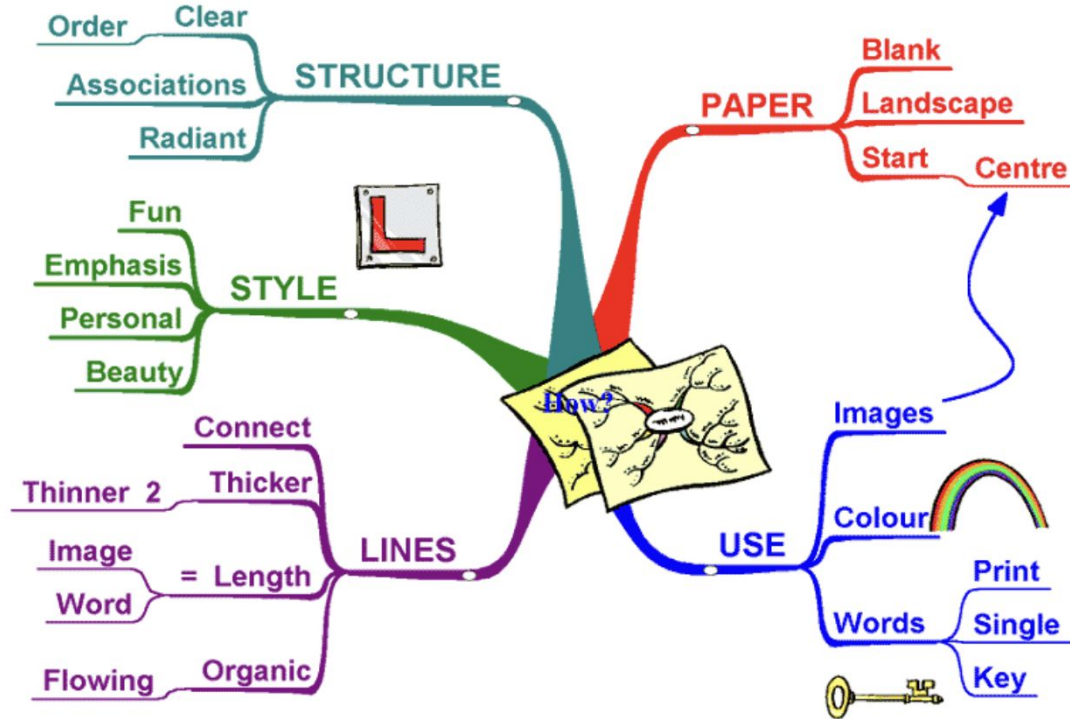
Markers of success



Why we need to revise



Revision techniques - Mind mapping



Revision techniques - Summarising texts



Who, what, where, when diagrams could be useful for summarising a text, creating an over view of a topic

Revision techniques - Split lists

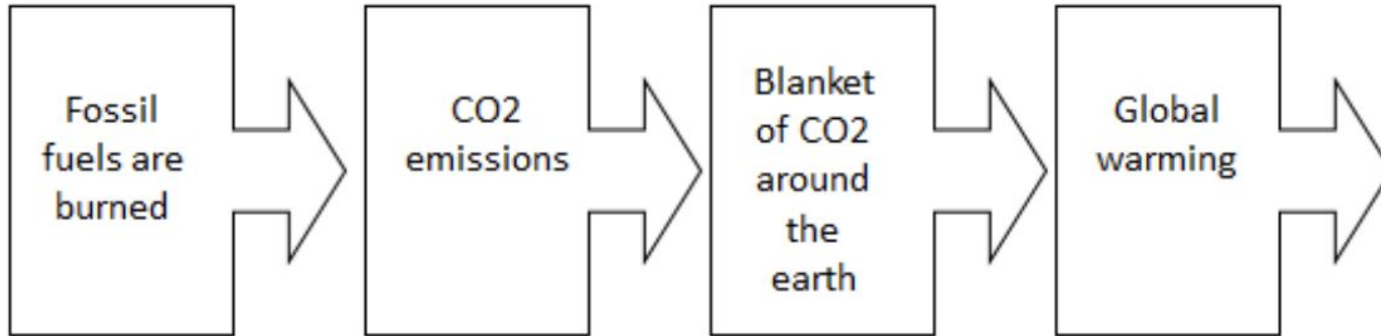
These can be used to show the two sides to an argument, showing for and against points or to show similarities and differences between things. E.g. to compare the two types of blood vessel.

Vein
Tubular
Transports blood
Thin wall
Pocket valves
Can't constrict
Blood to the heart
Low pressure

Artery
Tubular
Transports blood
Thick wall
No valves
Can constrict
Blood from the heart
High pressure

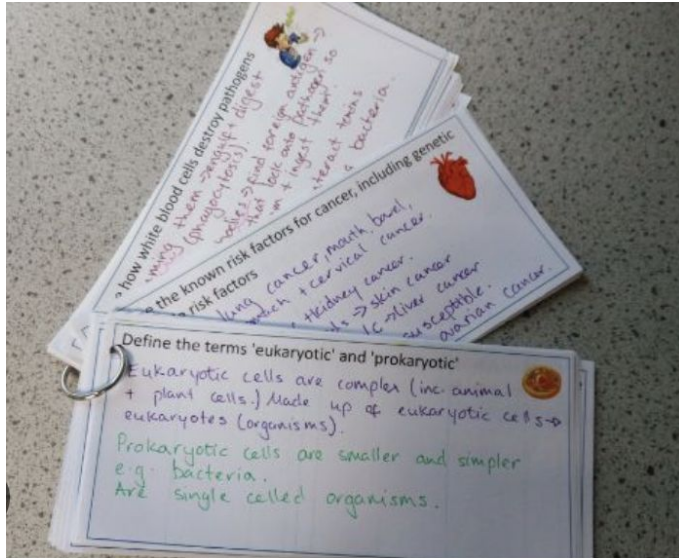
Revision techniques - Flow Charts

These can help to revise a sequence of what happens next and why. This flow chart shows how global warming takes place.



Revision techniques - Key points

Using revision cards to write down key points or to write questions on one side, answers on another. The writing of the cards will help your recall. Google 'Quizlet' to make online revision cards or use PowerPoint to create Q+A revision.



Revision techniques - Explaining

Talk through a mind map or your revision notes to your parents or a friend. Explaining a topic clearly to someone who doesn't know about it can help your recall.

Revision techniques - Word patterns

Using word patterns can help to jog your memory, particularly using the initial letters of each word to form a new word.

E.G. The principles of training can be remembered as SPORT

Specificity

Progression

Overload

Reversibility

Tedium

Figuring out your child's revision style

Takes time

Try different techniques, your child will be able to make a feel for what is intuitive for them

Different styles may suit different subjects

Encourage, support and be flexible

Thank You For
Your Time Today

ANY QUESTIONS?